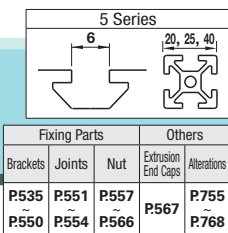



# 5 Series Aluminum Extrusions 20, 25, 40mm Square

## 1 Slot



Fixing Parts			Others	
Brackets	Joints	Nut	Extrusion End Caps	Alterations
P535	P551	P557	P567	P755
P550	P554	P566		P768

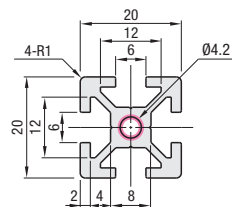
Features: Small and light aluminum extrusions suited for locations where small forces apply, such as for covers and safety fences.



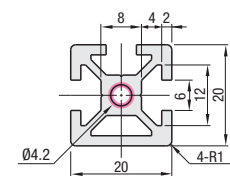
Type		Material	Surface Treatment
Configurable Length	Fixed Length		
NFS_5	KNFS_5	EN AW-6063-T5 Equiv.	Clear Anodize
NFSB5	KNFSB5		Black Anodize
HFS_5	KHFS_5	EN AC-51400-T5 Equiv.	Clear Anodize
HFSB5	KHFSB5		Black Anodize
CAF5	KCAF5		Clear Coating (Anodize + Clear Paint)
HFSY5	KHFSY5		Baked Paint (Yellow)

⚠ Cut surface and altered parts are not surface treated.  
 ⚠ The color of HFSY5 is D22-80V (Japan Paint Manufacturers Association, Munsell Value Reference 2.5Y8/12).

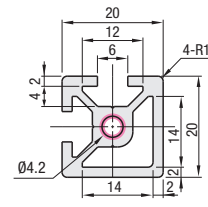
**NFS5-2020**  
**NFSB5-2020** (Black Anodize)  
**HFS5-2020**  
**HFSB5-2020** (Black Anodize)  
**CAF5-2020** (Clear Coating)  
**HFSY5-2020** (Baked Paint, Yellow)



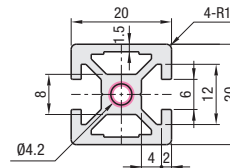
**NFSF5-2020**  
**HFSF5-2020**  
**HFSFB5-2020** (Black Anodize)



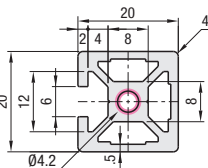
**NFST5-2020**  
**HFST5-2020**  
**HFSTB5-2020** (Black Anodize)



**HFSH5-2020**



**HFSC5-2020**



### Configurable Length Extrusions

Part Number	L 0.5mm Increment	Mass kg/m	Sectional Area mm <sup>2</sup>	Cross Sectional Moment of Inertia mm <sup>4</sup>		Unit Price (Less than 300mm) 1 - 9 pc(s).	Volume Discount Rate Less Than 300mm 10-49 50-160	Unit Price/m (300mm or More) 1 - 9 pc(s).	Volume Discount Rate 300mm or More 10-49 50-160
				I <sub>x</sub>	I <sub>y</sub>				
NFS5	2020	0.5	183	0.742x10 <sup>4</sup>	0.742x10 <sup>4</sup>				
NFSB5 (Black Anodize)									
HFS5									
HFSB5 (Black Anodize)									
CAF5 (Clear Coating)									
HFSY5 (Baked Paint, Yellow)									
NFSF5		0.53	195	0.834x10 <sup>4</sup>	0.746x10 <sup>4</sup>				
HFSF5									
HFSFB5 (Black Anodize)									
NFST5									
HFST5									
HFSTB5 (Black Anodize)									
HFSH5	0.56	199	0.74x10 <sup>4</sup>	0.89x10 <sup>4</sup>					
HFSC5									

⚠ Applicable to 6000mm depending on products. Refer to Information of Special Orders (P103) and contact the person in charge of Special Orders at MSUMI OCT Center.  
 ⚠ Some extrusions are not applicable.

### Fixed Length Extrusion (1000mm)

⚠ Part numbers beginning with the character "K" indicate Fixed Length Extrusion.

Part Number	L mm	Sectional Area mm <sup>2</sup>	Cross Sectional Moment of Inertia mm <sup>4</sup>		Unit Price Qty. 1 - 19	Volume Discount Rate 20-120
KHFS5	2020	183	0.742x10 <sup>4</sup>	0.742x10 <sup>4</sup>		

### Fixed Length Extrusion (Effective Length 4000mm) P.526

⚠ Part numbers beginning with the character "K" indicate Fixed Length Extrusion.

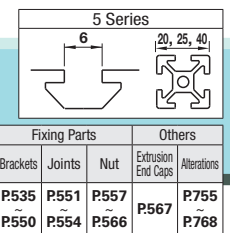
Part Number	L mm	Sectional Area mm <sup>2</sup>	Cross Sectional Moment of Inertia mm <sup>4</sup>	I <sub>x</sub>	I <sub>y</sub>	Unit Price 1 - 9 pc(s).	Volume Discount Rate 10-20						
KNFS5	2020	183	0.742x10 <sup>4</sup>	0.742x10 <sup>4</sup>	0.742x10 <sup>4</sup>								
KNFSB5 (Black Anodize)													
KHFS5													
KHFSB5 (Black Anodize)													
KCAF5													
KHFSY5													
KNFSF5								4000	(Effective Length)	0.834x10 <sup>4</sup>	0.746x10 <sup>4</sup>		
KHFSF5													
KHFSFB5 (Black Anodize)													
KNFST5													
KHFST5	196	0.808x10 <sup>4</sup>	0.808x10 <sup>4</sup>										
KHFSTB5 (Black Anodize)													
KHFSH5													
KHFSY5	199	0.74x10 <sup>4</sup>	0.89x10 <sup>4</sup>										
KHFSY5													

Ordering Example	Part Number	L
	HFS5-2020	800
	KHFS5-2020	1000
	KHFSF5-2020	4000

Alterations are available for Configurable Length Extrusions. For details of alterations, see P.755.


# 5 Series Aluminum Extrusions 20, 25, 40mm Square

## 2 Slots



Fixing Parts			Others	
Brackets	Joints	Nut	Extrusion End Caps	Alterations
P535	P551	P557	P567	P755
P550	P554	P566		P768

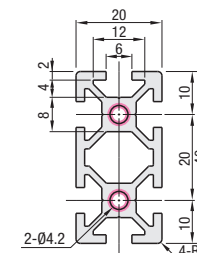
Features: Extrusions with [1x2 slots] and [2x2 slots]. Effective where forces apply.



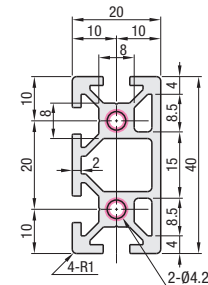
Type		Material	Surface Treatment
Configurable Length	Fixed Length		
NFS_5	KNFS_5	A6063SS-T5	Clear Anodize
NFSB5	KNFSB5		Black Anodize
HFS_5	KHFS_5	EN AC-51400-T5 Equiv.	Clear Anodize
HFSB5	KHFSB5		Black Anodize
CAF5	KCAF5		Clear Coating (Anodize + Clear Coating)

⚠ Cut surface and altered parts are not surface treated.

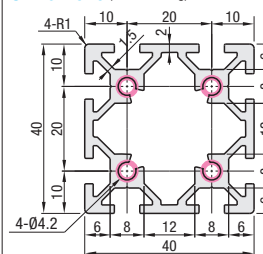
**NFS5-2040**  
**NFSB5-2040** (Black Anodize)  
**HFS5-2040**  
**HFSB5-2040** (Black Anodize)  
**CAF5-2040** (Clear Coating)



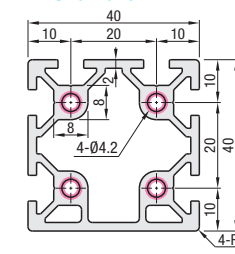
**NFSF5-2040**  
**HFSF5-2040**



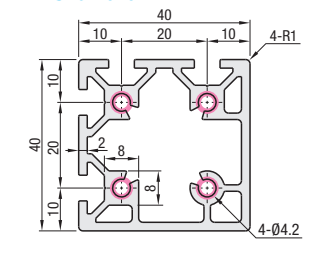
**NFS5-4040**  
**NFSB5-4040** (Black Anodize)  
**HFS5-4040**  
**HFSB5-4040** (Black Anodize)  
**CAF5-4040** (Clear Coating)



**NFSF5-4040**  
**HFSF5-4040**



**HFST5-4040**



### Configurable Length Extrusions

Part Number	L 0.5mm Increment	Mass kg/m	Sectional Area mm <sup>2</sup>	Cross Sectional Moment of Inertia mm <sup>4</sup>		Unit Price (Less than 300mm) 1 - 9 pc(s).	Volume Discount Rate Less Than 300mm 10-49 50-160	Unit Price/m (300mm or More) 1 - 9 pc(s).	Volume Discount Rate 300mm or More 10-49 50-160
				I <sub>x</sub>	I <sub>y</sub>				
NFS5	2040	0.88	324	1.358x10 <sup>4</sup>	5.13x10 <sup>4</sup>				
NFSB5 (Black Anodize)									
HFS5									
HFSB5 (Black Anodize)									
CAF5 (Clear Coating)									
HFSY5 (Baked Paint, Yellow)									
NFSF5		0.93	344	1.52x10 <sup>4</sup>	5.40x10 <sup>4</sup>				
HFSF5									
NFS5									
NFSB5 (Black Anodize)									
HFS5									
HFSB5 (Black Anodize)									
CAF5 (Clear Coating)									
NFSF5	1.28	472	8.89x10 <sup>4</sup>	8.89x10 <sup>4</sup>					
NFS5									
NFSB5 (Black Anodize)	1.41	522	9.78x10 <sup>4</sup>	9.32x10 <sup>4</sup>					
NFS5									
NFSF5	1.35	497	9.60x10 <sup>4</sup>	9.60x10 <sup>4</sup>					
HFS5									

⚠ Applicable to 6000mm depending on products. Refer to Information of Special Orders (P103) and contact the person in charge of Special Orders at MSUMI OCT Center.  
 ⚠ Some extrusions are not applicable.

### Fixed Length Extrusion (1000mm)

⚠ Part numbers beginning with the character "K" indicate Fixed Length Extrusion.

Part Number	L mm	Sectional Area mm <sup>2</sup>	Cross Sectional Moment of Inertia mm <sup>4</sup>	I <sub>x</sub>	I <sub>y</sub>	Unit Price Qty. 1-19	Volume Discount Rate 20-120
KHFS5	2040	324	1.358x10 <sup>4</sup>	5.13x10 <sup>4</sup>			

### Fixed Length Extrusion (Effective Length 4000mm) P.526

⚠ Part numbers beginning with the character "K" indicate Fixed Length Extrusion.

Part Number	L mm	Sectional Area mm <sup>2</sup>	Cross Sectional Moment of Inertia mm <sup>4</sup>	I <sub>x</sub>	I <sub>y</sub>	Unit Price 1 - 9 pc(s).	Volume Discount Rate 10-20						
KNFS5	2040	324	1.358x10 <sup>4</sup>	5.13x10 <sup>4</sup>	5.13x10 <sup>4</sup>								
KNFSB5 (Black Anodize)													
KHFS5													
KHFSB5 (Black Anodize)													
KCAF5													
KNFSF5								4000	(Effective Length)	1.52x10 <sup>4</sup>	5.40x10 <sup>4</sup>		
KHFSF5													
KNFS5													
KNFSB5 (Black Anodize)													
KHFS5								472	8.89x10 <sup>4</sup>	8.89x10 <sup>4</sup>			
KHFSB5 (Black Anodize)													
KCAF5													
KNFSF5	522	9.78x10 <sup>4</sup>	9.32x10 <sup>4</sup>										
KHFSF5													
KHFSY5	497	9.60x10 <sup>4</sup>	9.60x10 <sup>4</sup>										
KHFSY5													

Ordering Example	Part Number	L
	HFS5-2040	800
	KHFS5-2040	1000
	KHFSF5-2040	4000

Alterations are available for Configurable Length Extrusions. For details of alterations, see P.755.